



ATD-8750

DIGITAL TIRE INFLATOR/GAUGE OWNER'S MANUAL



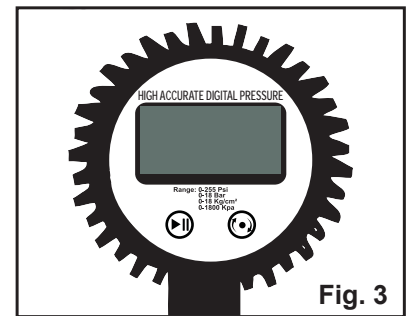
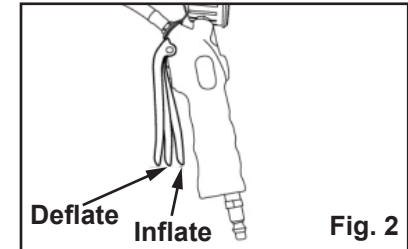
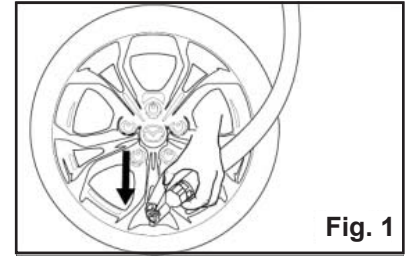
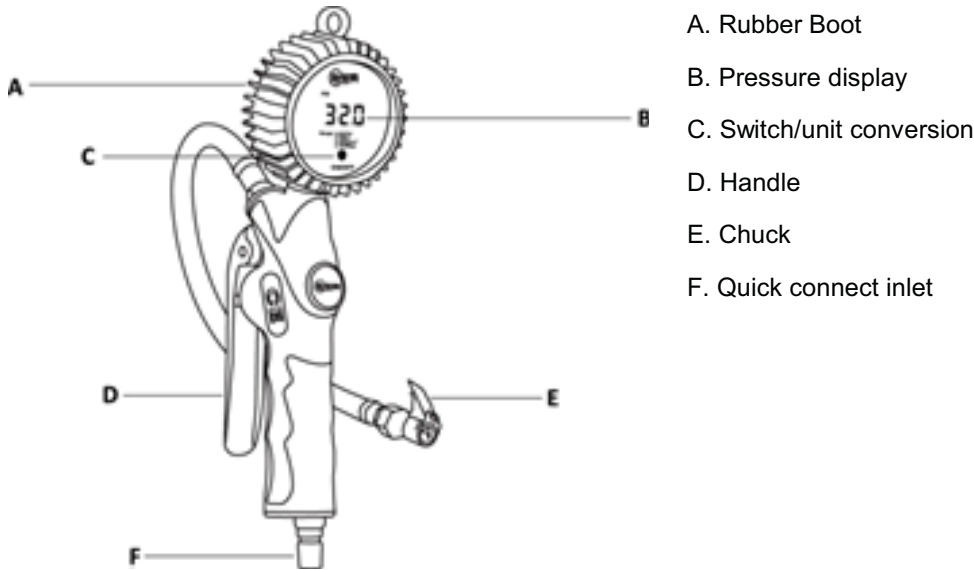
Features:

- Digital gauge covers a wide range of measurements; psi (0-255), kPa (0-1800), kg/cm² (0-18), and Bar (0-18) with a resolution of 0.1 psi and accuracy of ± 0.2 psi
- Digital backlit readout makes reading easier in low light
- Auto-on when pressure detected and auto-off after 15 seconds
- Ergonomic pistol grip handle for comfort and ease of use
- Rubber boot protects gauge against impact
- Gauge swivels 360° for easy reading and lays flat for convenient storage
- Trigger features inflate/deflate for easy pressure setting
- Uses (2) AAA batteries (included)

Specifications:

- Working Temperature: -4°F to 158° (-20°C to 70°C)
- Storage Temperature: -22°F to 176°F (-30°C to 80°C)
- 23-1/2" hose with lock-on air chuck
- 1/4" NPT female

PLEASE READ THE INSTRUCTIONS CAREFULLY BEFORE USE



Instructions

Inflate and deflate

1. Connect the air inlet (F) of the tire pressure gauge to a compressed air source such as an air compressor or an air pump.
2. Unscrew the tire valve cap.
3. Press the inflation chuck (E) onto the tire valve and lock it by pressing the lever down. Ensure that there is no air leakage. (Fig. 1).

⚠ 4. Press the handle (D) FULLY to INFLATE (Fig. 2). Press the handle (D) HALFWAY to DEFLATE.

5. When the inflation pressure reaches the required tire pressure value, unlock the lever and remove chuck from air valve.

Product use and care

- Do not use this inflator with a faulty compressor.
- Keep this tire pressure gauge dry and clean. Clean with a clean cloth as needed.
- Do not pull this inflator or hose to move the the compressor. Keep the product away from heat, oil and sharp edges.
- Check and clean and check all air connections and accessories that may prevent a good seal.
- If this inflator leaks or does not work properly, discontinue use.

* There are two buttons; the left one is the on/off button, the right one is the PSI/BAR/Kpa selection button (Fig. 3).

* This unit WILL NOT automatically shut off the air supply when it reaches a specific PSI.

* In case you overinflate your tire, you can use this unit to deflate the tire as well. With the air compressor connected to the inflator gauge, press the handle halfway for deflation. When the unit isn't connected to your air compressor, a full press of the handle will facilitate deflation.

REPLACEMENT PARTS

Not all components of this product are replacement items, but are illustrated as a convenient reference for position in the assembly sequence. When ordering parts, give model number, part number and description. Call your distributor for current pricing:



ITEM#	ORDERING PART#	PART DESCRIPTION
1	PRT8750-01	AIR CHUCK
2	PRT8750-02	AIR HOSE



THIS WARRANTY AND CONFIRMED RECEIPT(S) SHOULD BE RETAINED BY THE CUSTOMER AT ALL TIMES

PURCHASED FROM: _____

DATE PURCHASED: _____

INVOICE/RECEIPT NUMBER: _____

Your ATD-8750 is warranted for a period of 12 months from the original purchase date.

For a period of one (1) year from your purchase date, ATD Tools, Inc. will repair or replace (at its option) without charge, your ATD product if it was purchased new and the product has failed due to a defect in material or workmanship which you experienced during normal use of the product. This limited warranty is your exclusive remedy.

To access the benefits of this warranty, contact your supplier, or point of sale directly. You may be advised to return the product under warranty, freight prepaid, to your supplier for warranty determination.

If this ATD product is altered, abused, misused, modified, or undergoes service by an unauthorized technician, your warranty will be void. We are not responsible for damage to ornamental designs you place on this ATD product and such ornamentation should not cover any warnings or instructions or they may void the warranty. This warranty does not cover scratches, superficial dents, and other abrasions to the paint finish that occur under normal use. It also does not cover normal wear items such as but not limited to brushes, batteries, drill bits, drill chucks, pads or blades.

Subject to the law in your state:

- (1) Your sole and exclusive remedy is repair or replacement of the defective product as described above.
- (2) ATD is not liable for any incidental damages, including but not limited to, lost profits and unforeseeable consequences.
- (3) The repair and replacement of this product under the express limited warranty described above is your exclusive remedy and is provided in lieu of all other warranties, express or implied. All other warranties, including implied warranties and warranties of merchantability or fitness for a particular purpose are disclaimed and, if disclaimer is prohibited, these warranties are limited to one year from your date of purchase of this product.

Some states' laws do not allow limited durations on certain implied warranties and some states' laws do not allow limitations on incidental or consequential damages. You should consult the law in your state to determine how your rights may vary.

[Affix receipt or invoice here for safe keeping]