



**ATD-70325A**  
**1,000 lbs. Heavy-Duty Tear Down Table with Drain**  
**Owner's Manual**



**Features:**


- Heavy-duty tear down table with all steel construction will support 1000 lbs. (454kg) total weight
- Reinforced steel top with a 1/2" lip on all sides
- Offset drain for fluid containment in the removable 3 gallon drain pan
- Lockable storage drawer
- 4" swivel casters allows easy movement within the shop
- (2) locking swivel casters for keeping your table in place


**Specifications:**

- Bench Size: 48" W x 31-1/2" D x 33-3/4" H
- Weight Capacity: 1,000 lbs.
- Shipping Weight: 145 lbs.

## SAFETY INFORMATION

The following explanations are displayed in this manual, on the labeling, and on all other information provided with this product:

 **DANGER** indicates a hazardous situation which, if not avoided, will result in death or serious injury.

 **CAUTION** used with the safety alert symbol, indicates a hazardous situation which, if not avoided, could result in minor or moderate injury.

## READ INSTRUCTIONS

- Thoroughly read and understand this manual before using.
- Save for future reference.

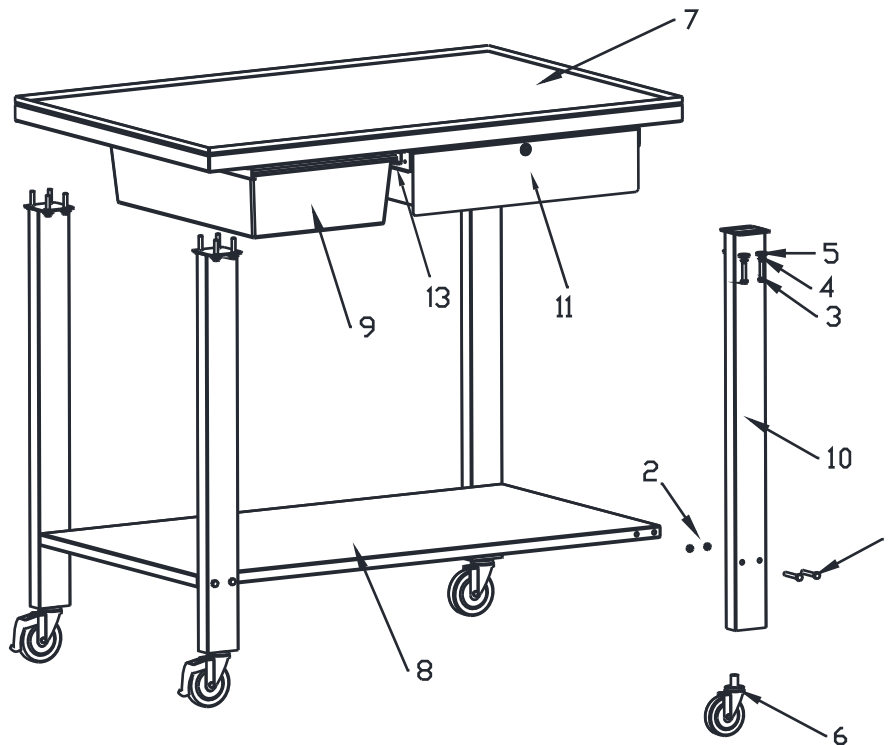
### FALL HAZARD

- Awkward, out of balance body positions may be attempted while trying to reach specific areas of objects placed on the Tear Down Table during use. Failure to ensure proper footing can quickly result in a fall which could inflict serious personal injury or property damage.
- This Tear Down Table is designed for use in dismantling mechanical components only.
- **DO NOT** concentrate a heavy load to any corner or edge of the Tear Down Table. This can cause the balance to shift suddenly, tipping the Tear Down Table forward.
- **DO NOT** exceed the rated 1000 lbs. [454 kg] weight capacity.
- **DO NOT** use as a seat.
- **DO NOT** stand on the Tear Down Table.
- **DO NOT** use the top of the Tear Down Table as a storage surface.

### PINCH HAZARD

- This Tear Down Table has moveable components that can crush and pinch. Keep fingers and hands away from pinch points when operating.

## CONTENTS:



#	DESCRIPTION	QTY	#	DESCRIPTION	QTY
1	Bolt M8x55	8	7	Workbench Top	1
2	Nut M8	8	8	Shelf	1
3	Bolt M8x25	16	9	Oil Receiver Tray	1
4	Spring Washer M8	16	10	Leg	4
5	Flat Washer M8	16	11	Drawer	1
6	Casters	4			

## UNPACKING

Remove the parts and accessories from the packaging and inspect for damage and missing parts. In the event there are damaged or missing parts, contact your point of sale immediately.

**WARNING:** Do not use this Tear Down Table if any part is missing or damaged. Replace the missing or damaged part before using. Failure to do so could result in personal injury.

## ASSEMBLY

- 1) Begin by placing the table top [7] upside down on a soft, smooth surface.
- 2) Attach the four legs (#10) to the Tear Down Table with the bolts (#3), flat washers (#5) and spring washers (#4).  
**NOTE: FINGER TIGHTEN - DO NOT TIGHTEN ALL THE WAY AT THIS POINT**
- 3) Attach the shelf (#8) to the legs (#10) with the bolts (#1) and nuts (#2)  
**NOTE: FINGER TIGHTEN - DO NOT TIGHTEN ALL THE WAY AT THIS POINT**
- 4) Insert casters (#6) into all four legs.
- 5) Set the Tear Down Table upright and ensure that it's level, then tighten all the hardware with a wrench.
- 6) Slide the drawer (#11) into drawer slot on the right side of the Tear Down Table top. The drawer comes with two keys. Check that the lock works correctly.
- 7) Slide the plastic oil receiver tray (#9) into the slot on the left side of the Tear Down Table top.

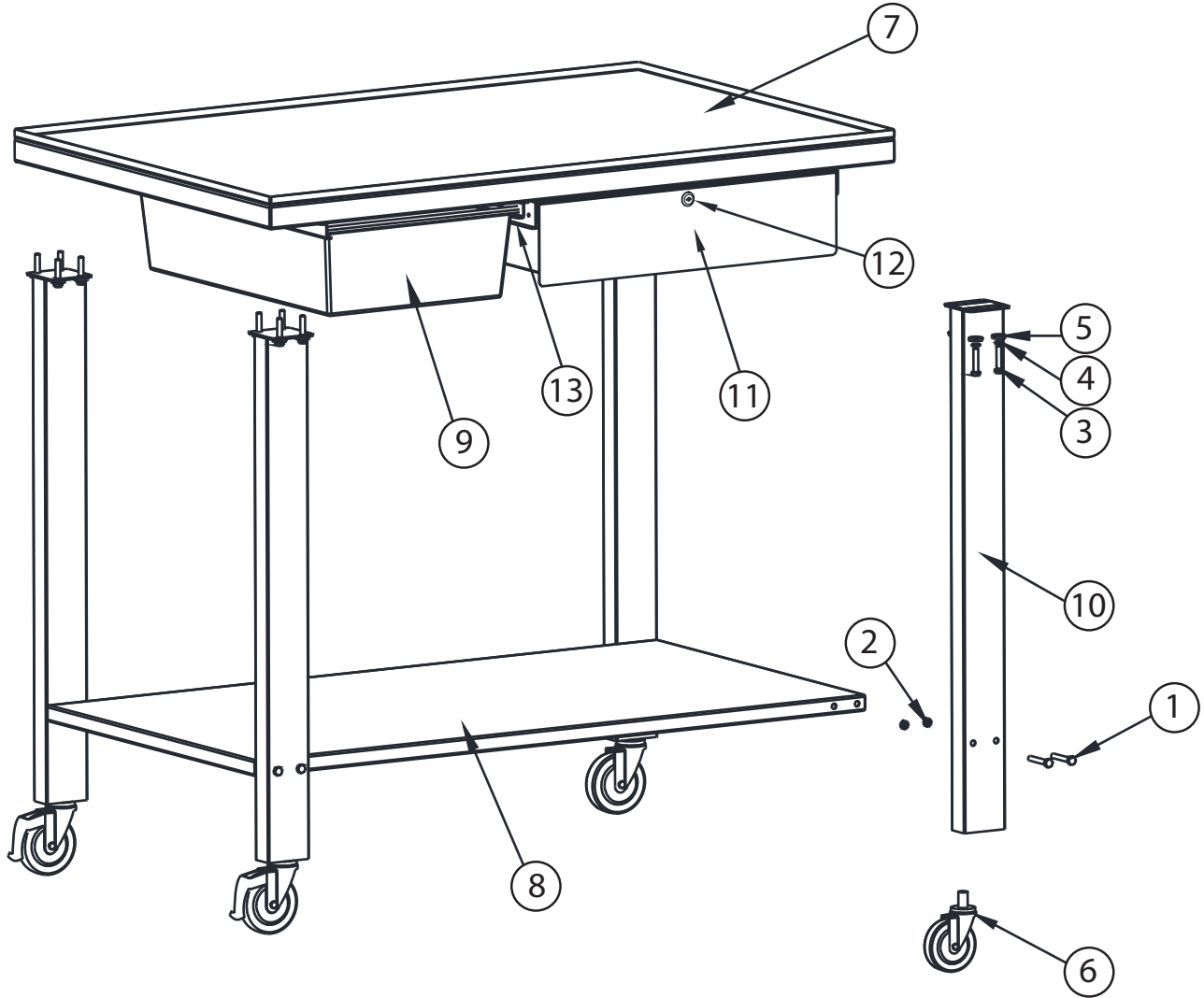
## CARE AND MAINTENANCE

Maintain your Tear Down Table with care. This Tear Down Table and drawer are finished in rugged powder coating which will provide many years of service, however it is advisable to keep the finish clean and free from excessive dust and dirt.

- Keep the Tear Down Table in a clean and dry environment. **DO NOT** store it in or expose it to a damp or wet environment.
- Occasionally inspect all components for potential damage and proper alignment. Check all hardware for tightness.
- **DO NOT** use if damage is discovered.
- **DO NOT** place heavy components on one extreme corner or edge of the Tear Down Table. This can cause the balance to shift suddenly, tipping the Tear Down Table.
- Store the Tear Down Table on a flat, level surface only, to prevent possible unattended rolling and property damage.
- Always remove and empty the drain pan after each use to avoid hazardous material spills.
- Periodically clean drawer of accumulated grease or other debris.

## REPLACEMENT PARTS

Not all components of this product are replacement items, but are illustrated as a convenient reference for position in the assembly sequence. When ordering parts, give model number, part number and description. Call your distributor for current pricing:



ITEM#	ORDERING PART#	PART DESCRIPTION	QTY
1	PRT70325A-HK	BOLT, M8 x 55	8
2	PRT70325A-HK	NUT, M8	8
3	PRT70325A-HK	BOLT, M8 x 25	16
4	PRT70325A-HK	SPRING WASHER, M8	16
5	PRT70325A-HK	FLAT WASHER, M8	16
6	PRT70325A-06	CASTERS (SET OF 4)	4
7	PRT70325A-07	WORKBENCH TOP	1
8	PRT70325A-08	SHELF	1
9	PRT70325A-09	OIL RECEIVER TRAY	1
10	PRT70325A-10	LEG BRACE	4
11	PRT70325A-11	DRAWER	1
12	PRT70325A-12	LOCK AND KEY ASSEMBLY	1
12	PRT70325A-13	DRAWER SLIDE (PAIR)	1

\*PRT70325A-HK - HARDWARE KIT INLCUDES 1, 2, 3, 4, & 5



# ATD<sup>®</sup>

## WARRANTY

### 1 YEAR LIMITED WARRANTY

**THIS WARRANTY AND CONFIRMED RECEIPT(S) SHOULD BE RETAINED BY THE CUSTOMER AT ALL TIMES**

PURCHASED FROM: \_\_\_\_\_

DATE PURCHASED: \_\_\_\_\_

INVOICE/RECEIPT NUMBER: \_\_\_\_\_

Your ATD-70325A is warranted for a period of 12 months from the original purchase date.

For a period of one (1) year from your purchase date, ATD Tools Inc. will repair or replace (at its option) without charge, your ATD product if it was purchased new and the product has failed due to a defect in material or workmanship which you experienced during normal use of the product. This limited warranty is your exclusive remedy.

To access the benefits of this warranty, contact your supplier, or point of sale directly. You may be advised to return the product under warranty, freight prepaid, to your supplier for warranty determination.

If this ATD product is altered, abused, misused, modified, or undergoes service by an unauthorized technician, your warranty will be void. We are not responsible for damage to ornamental designs you place on this ATD product and such ornamentation should not cover any warnings or instructions or they may void the warranty. This warranty does not cover scratches, superficial dents, and other abrasions to the paint finish that occur under normal use. It also does not cover normal wear items such as but not limited to brushes, batteries, drill bits, drill chucks, pads or blades.

Subject to the law in your state:

- (1) Your sole and exclusive remedy is repair or replacement of the defective product as described above.
- (2) ATD is not liable for any incidental damages, including but not limited to, lost profits and unforeseeable consequences.
- (3) The repair and replacement of this product under the express limited warranty described above is your exclusive remedy and is provided in lieu of all other warranties, express or implied. All other warranties, including implied warranties and warranties of merchantability or fitness for a particular purpose are disclaimed and, if disclaimer is prohibited, these warranties are limited to one year from your date of purchase of this product.

Some states' laws do not allow limited durations on certain implied warranties and some states' laws do not allow limitations on incidental or consequential damages. You should consult the law in your state to determine how your rights may vary.

[Affix receipt or invoice here for safe keeping]