



ATD-6581 Pickup Bed Dolly Owner's Manual



Features:

- For use with pickup boxes and other large parts
- Folds for convenient storage
- 2 pc. Locking Ring for safe storage
- Powder Coated Steel Frame
- 6 - 4" swivel casters (4 locking)

Specifications:

- Maximum Load Capacity 500 lbs.
- Overall: 4' W x 5' L x 3' H
- Shipping Weight: 48.5 lbs.

SAFETY INFORMATION

Assembly Precautions

1. Assemble only according to these instructions. Improper assembly can create hazards.
2. Wear ANSI-approved safety goggles and heavy-duty work gloves during assembly.
3. Keep assembly area clean and well lit.
4. Keep bystanders out of the area during assembly.
5. Do not assemble when tired or when under the influence of drugs or medication.
6. Weight capacity and other product capabilities apply to properly and completely assembled product only.

User Precautions

1. This truck bed dolly is not a toy. Do not allow children to play with or near this truck bed dolly.
2. Use as intended only.
3. Inspect before every use; do not use if parts are loose, damaged or missing.
4. Do not exceed listed weight capacity, evenly distributed. Be aware of dynamic loading. Sudden load movement may briefly create excess load causing product failure.
5. Use only on flat, level, hard surface able to properly support the truck bed dolly and it's load.

ASSEMBLY INSTRUCTIONS

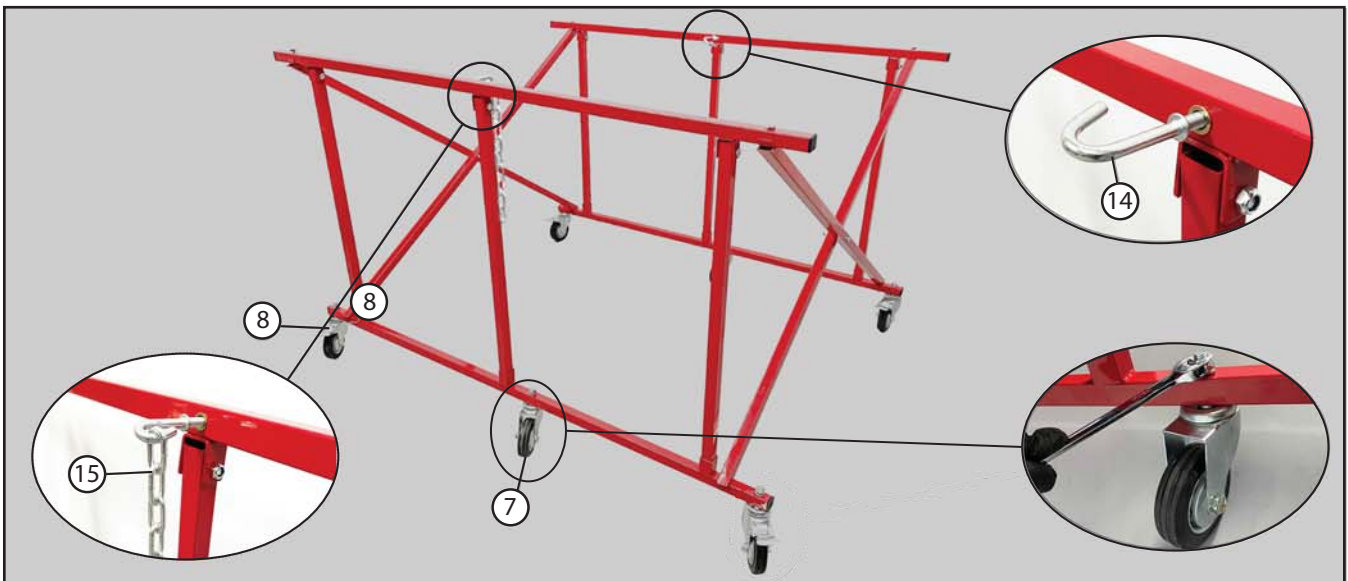
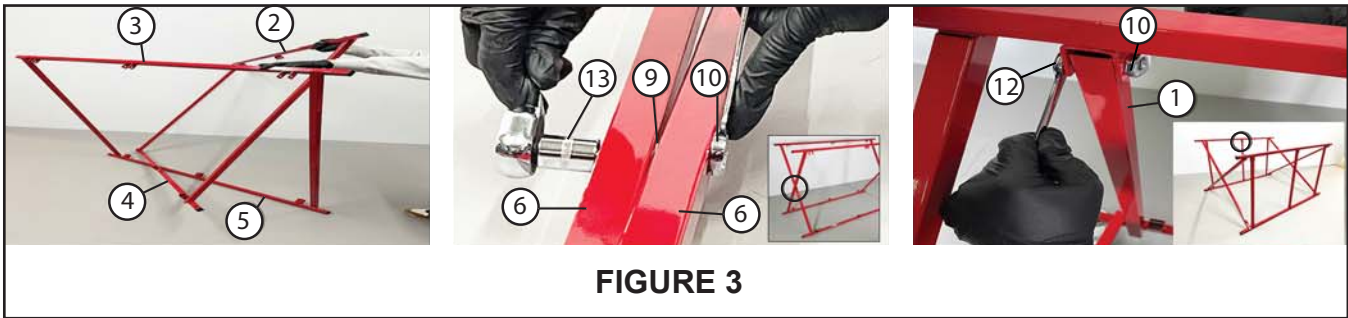


NOTE: Leave ALL nuts and bolts hand tight until everything is together, and aligned.

- Before assembling, please make note of the differences between the Inside and Outside Top and Bottom Tubes. The Inside Tubes (#2 & #4) have 30mm (or 3 cm) distance between the bolt holes and the Tube Brackets, while the Outside Tubes have 60mm (or 6 cm) distance between the bolt holes and the Tube Brackets. Please study the parts listing well before assembly.
- Refer to page 3 & 4 of this manual for more details.

- 1) Fasten 30mm Inside Top Tube (#2) and 30mm Inside Bottom Tube (#4) to the X-Connect Bar (#6) using M8 x 40 Bolt (#11) as shown in figure 1.
- 2) Fasten 60mm Outside Top Tube (#3) and 60mm Outside Bottom Tube (#5) to the X-Connect Bar (#6) using M8 x 40 Bolt (#11)
- 3) Slide Inside Tube Assembly (assembled in step 1) inside of Outside Tube Assembly (assembled in step 2) and fasten the center portions together, sliding M8 Washer (#2) between the two assemblies before using M8 x 65 Bolt (#13) and M8 Nylon Locking Nut (#10) to bolt them together.
- 4) Insert Support Arm (#1) into square holes on the Inside and Outside Bottom Tubes (#4 & #5) and fasten them to the Inside and Outside Top Tube brackets with M8 x 45 Bolt (#12) and M8 Nylon Locking Nut (#10).
- 5) Fasten 4" Swivel Casters With Brake (#7) and 4" Swivel Casters to Bottom Tubes. The 4 Casters With Brake should be on all four corners of your Pickup Bed Dolly, while the 2 Swivel Casters (without brake) should be in the center position.
- 6) Fasten Hook (14) and Hook With Chain (#15) to the center of the Top Tubes.
- 7) Place assembled unit on flat surface, align for straightness, and tighten all nuts and bolts securely.

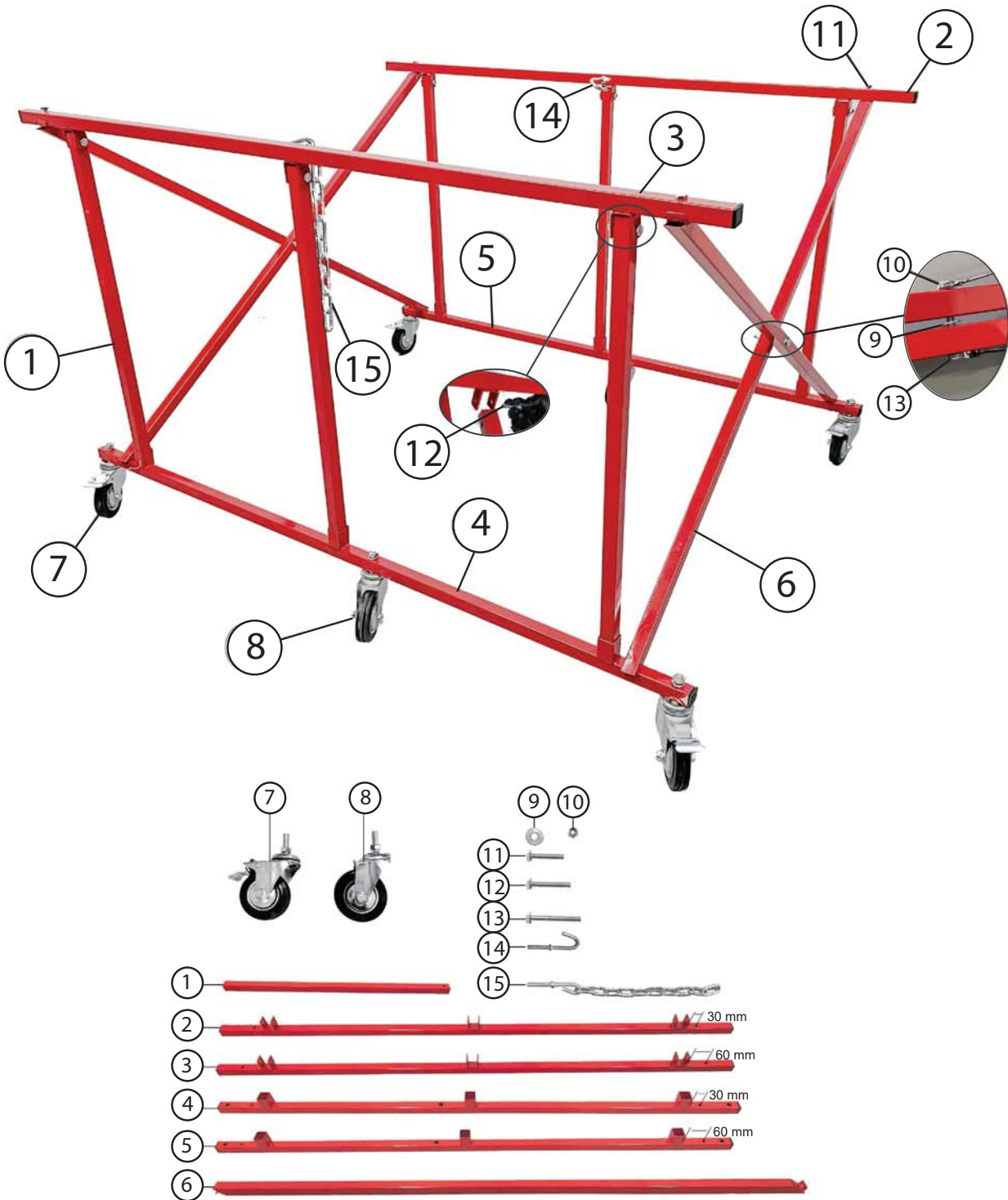
Your ATD-6581 Pickup Bed Dolly is now ready for use.

NOTE: To fold unit for convenient storage, simply loosen the bolts in the center of both cross members, push the two side panels together, and secure with chain.



REPLACEMENT PARTS

Not all components of this product are replacement items, but are illustrated as a convenient reference for position in the assembly sequence. When ordering parts, give model number, part number and description. Call your distributor for current pricing:



ITEM#	ORDERING PART#	PART DESCRIPTION	QTY
1	PRT6581-01	SUPPORT ARM	6
2	PRT6581-02	30mm INSIDE TOP TUBE	1
3	PRT6581-03	60mm OUTSIDE TOP TUBE	1
4	PRT6581-04	30mm INSIDE BOTTOM TUBE	1
5	PRT6581-05	60mm OUTSIDE BOTTOM	1
6	PRT6581-06	X-CONNECT BAR	4
7	PRT6581-07	4" CASTERS WITH BRAKE	4
8	PRT6581-08	4" CASTERS	2

ITEM#	ORDERING PART#	PART DESCRIPTION	QTY
9	PRT6581-HK	BIG WASHER	2
10	PRT6581-HK	M8 LOCKING NUT	8
11	PRT6581-HK	M8 x 40 BOLT	8
12	PRT6581-HK	M8 x 45 BOLT	6
13	PRT6581-HK	M8 x 65 BOLT	2
14	PRT6581-HK	HOOK	1
15	PRT6581-HK	CHAIN	1



THIS WARRANTY AND CONFIRMED RECEIPT(S) SHOULD BE RETAINED BY THE CUSTOMER AT ALL TIMES

PURCHASED FROM: _____

DATE PURCHASED: _____

INVOICE/RECEIPT NUMBER: _____

Your ATD-6581 is warranted for a period of 12 months from the original purchase date.

For a period of one (1) year from your purchase date, ATD Tools, Inc. will repair or replace (at its option) without charge, your ATD product if it was purchased new and the product has failed due to a defect in material or workmanship which you experienced during normal use of the product. This limited warranty is your exclusive remedy.

To access the benefits of this warranty, contact your supplier, or point of sale directly. You may be advised to return the product under warranty, freight prepaid, to your supplier for warranty determination.

If this ATD product is altered, abused, misused, modified, or undergoes service by an unauthorized technician, your warranty will be void. We are not responsible for damage to ornamental designs you place on this ATD product and such ornamentation should not cover any warnings or instructions or they may void the warranty. This warranty does not cover scratches, superficial dents, and other abrasions to the paint finish that occur under normal use. It also does not cover normal wear items such as but not limited to brushes, batteries, drill bits, drill chucks, pads or blades.

Subject to the law in your state:

- (1) Your sole and exclusive remedy is repair or replacement of the defective product as described above.
- (2) ATD is not liable for any incidental damages, including but not limited to, lost profits and unforeseeable consequences.
- (3) The repair and replacement of this product under the express limited warranty described above is your exclusive remedy and is provided in lieu of all other warranties, express or implied. All other warranties, including implied warranties and warranties of merchantability or fitness for a particular purpose are disclaimed and, if disclaimer is prohibited, these warranties are limited to one year from your date of purchase of this product.

Some states' laws do not allow limited durations on certain implied warranties and some states' laws do not allow limitations on incidental or consequential damages. You should consult the law in your state to determine how your rights may vary.

[Affix receipt or invoice here for safe keeping]