



ATD-6579 Mobile Panel Storage Rack Owner's Manual



Features:

- For safely storing windshields, hoods, doors, sheet metal, etc.
- Holds up to (5) large panels or glass
- Powder coated steel construction

Specifications:

- Overall size: 47" L x 28" W x 25" H
- (12) 25" Expanded polyethylene (EPE) foam covered support bars
- (4) 4" polyurethane casters (2 swivel, 2 w/ brake)
- Capacity: 330 lbs.

SAFETY INFORMATION

Assembly Precautions

1. Assemble only according to these instructions. Improper assembly can create hazards.
2. Wear ANSI-approved safety goggles and heavy-duty work gloves during assembly.
3. Keep assembly area clean and well lit.
4. Keep bystanders out of the area during assembly.
5. Do not assemble or use this device when tired or when under the influence of drugs or medication.
6. Weight capacity and other product capabilities apply to properly and completely assembled product only.

User Precautions

1. This Mobile Panel Storage Rack is not a toy. Do not allow children to play with or near this Mobile Panel Storage Rack.
2. Use as intended only.
3. Inspect before every use; do not use if parts are loose, damaged or missing.
4. Do not exceed listed weight capacity, evenly distributed. Be aware of dynamic loading. Sudden load movement may briefly create excess load causing product failure.
5. Use only on flat, level, hard surface able to properly support the automotive panels.

ASSEMBLY INSTRUCTIONS

NOTE: Leave ALL nuts and bolts hand tight until everything is together, and aligned.

• Refer to page 3 & 4 of this manual for more details.

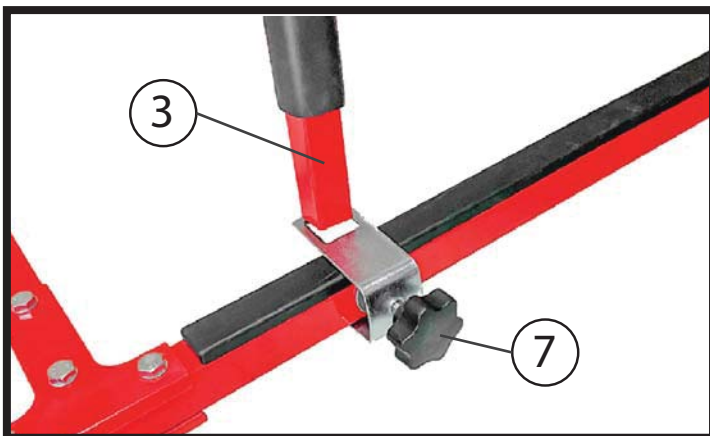
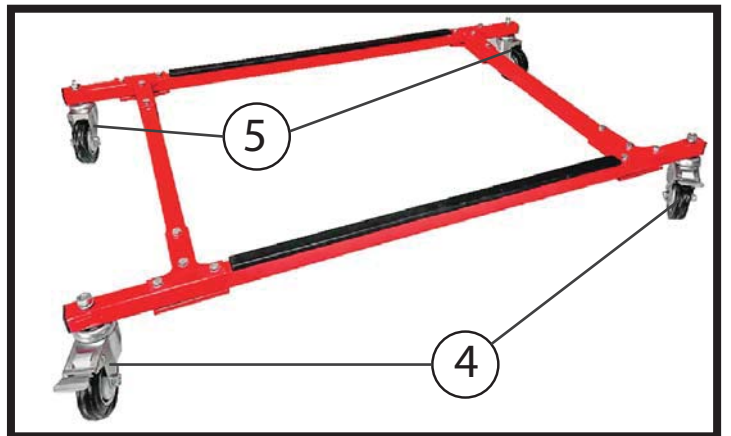

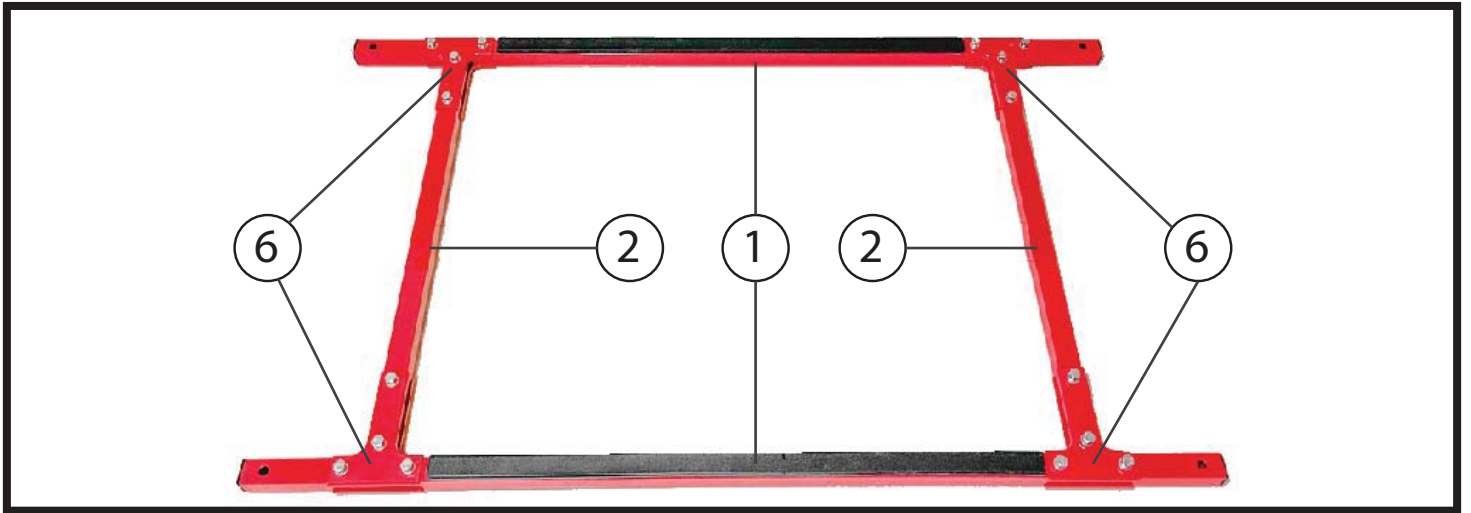
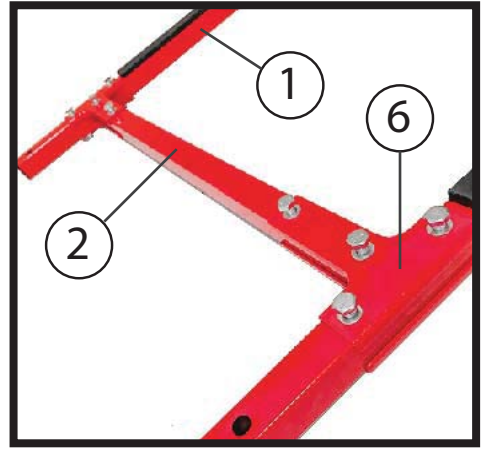

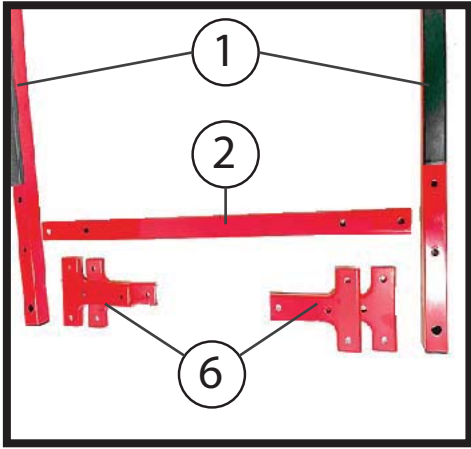
- 1) Lay the Base Tubes (Long) (#1) and the Base Tubes (Short) (#2) out as shown in figure 1.
- 2) Place the T-Bracket Clamps (#6) on either side of the Base Tubes (#1 & #2) as shown in figure 2.
- 3) Slide Bolt (#8) through Flat Washer (#9), then slide through the T-Bracket Clamps (#6) and then the Base Tubes (#1 & #2)
- 4) Fasten Bolts (#8) with a washer (#9) and with the Nut (#10)
- 5) Secure Casters (#4 & #5) to each corner of the Base with Washer

Your ATD-6579 Mobile Panel Storage Rack is now ready for use.

OPERATING INSTRUCTIONS

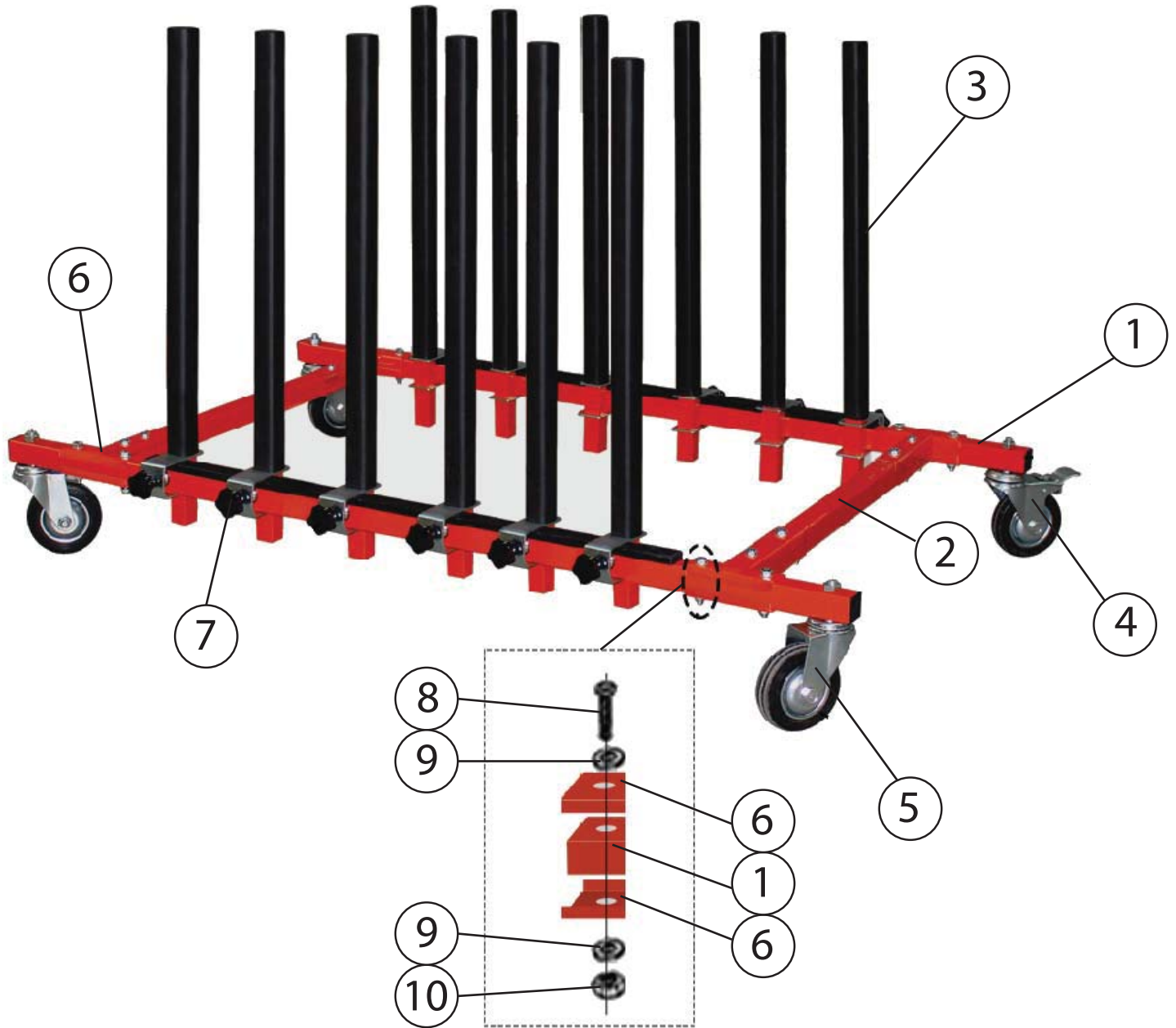
NOTE: The Mobile Panel Storage Rack is recommended for use for moving and storing body panels.

- 1) After removing your body panel, center the body panel load squarely on the Mobile Panel Storage Rack, and adjust the Support Arms (#1) with the Hand Knobs (#5).
- 2) Once secure, you can move your body panels on any smooth, flat surface, for storage.



REPLACEMENT PARTS

Not all components of this product are replacement items, but are illustrated as a convenient reference for position in the assembly sequence. When ordering parts, give model number, part number and description. Call your distributor for current pricing:



| ITEM# | ORDERING PART# | PART DESCRIPTION | QTY |
|-------|----------------|----------------------|-----|
| 1 | PRT6579-01 | BASE TUBE (LONG) | 2 |
| 2 | PRT6579-02 | BASE TUBE (SHORT) | 2 |
| 3 | PRT6579-03 | SUPPORT ARM | 12 |
| 4 | PRT6579-04 | CASTER WITH BRAKE | 2 |
| 5 | PRT6579-05 | CASTER WITHOUT BRAKE | 2 |
| 6 | PRT6579-06 | T BRACKET CLAMP | 8 |
| 7 | PRT6579-07 | KNOB W/BUCKLE | 12 |
| 8 | PRT6579-HK | BOLT, M8 x 50mm | 16 |
| 9 | PRT6579-HK | WASHER, M8 | 32 |
| 10 | PRT6579-HK | NUT, M8 | 16 |

PRT6579-HK - HARDWARE KIT INCLUDES 8, 9 & 10



THIS WARRANTY AND CONFIRMED RECEIPT(S) SHOULD BE RETAINED BY THE CUSTOMER AT ALL TIMES

PURCHASED FROM: _____

DATE PURCHASED: _____

INVOICE/RECEIPT NUMBER: _____

Your ATD-6579 is warranted for a period of 12 months from the original purchase date.

For a period of one (1) year from your purchase date, ATD Tools, Inc. will repair or replace (at its option) without charge, your ATD product if it was purchased new and the product has failed due to a defect in material or workmanship which you experienced during normal use of the product. This limited warranty is your exclusive remedy.

To access the benefits of this warranty, contact your supplier, or point of sale directly. You may be advised to return the product under warranty, freight prepaid, to your supplier for warranty determination.

If this ATD product is altered, abused, misused, modified, or undergoes service by an unauthorized technician, your warranty will be void. We are not responsible for damage to ornamental designs you place on this ATD product and such ornamentation should not cover any warnings or instructions or they may void the warranty. This warranty does not cover scratches, superficial dents, and other abrasions to the paint finish that occur under normal use. It also does not cover normal wear items such as but not limited to brushes, batteries, drill bits, drill chucks, pads or blades.

Subject to the law in your state:

- (1) Your sole and exclusive remedy is repair or replacement of the defective product as described above.
- (2) ATD is not liable for any incidental damages, including but not limited to, lost profits and unforeseeable consequences.
- (3) The repair and replacement of this product under the express limited warranty described above is your exclusive remedy and is provided in lieu of all other warranties, express or implied. All other warranties, including implied warranties and warranties of merchantability or fitness for a particular purpose are disclaimed and, if disclaimer is prohibited, these warranties are limited to one year from your date of purchase of this product.

Some states' laws do not allow limited durations on certain implied warranties and some states' laws do not allow limitations on incidental or consequential damages. You should consult the law in your state to determine how your rights may vary.

[Affix receipt or invoice here for safe keeping]