



ATD-6558 2-IN-1 MASKING FILM DISPENSER OWNER'S MANUAL



* Film not included

Features:

- One person operation to quickly and smoothly cut film
- Fits standard film rolls (max width: 47.2" / max diameter: 11.8")
- Large diameter wheels for easy maneuvering
- Powder coated finish for corrosion resistance
- Assembled size: 50" x 23.6" x 28.3"

ASSEMBLY INSTRUCTIONS

- 1) Carefully unpack all of the components and compare your parts with the parts list included, to ensure that you have all the pieces before beginning assembly as shown in figure 1. If any pieces are missing, contact your point of purchase immediately.
- 2) Attach the wheels (17) to the wheel pole (1) by sliding the wheels over each end and securing with the flat washer (14) and cotter pins (16) provided in the hardware kit as shown in figure 2.
- 3) Assemble rear brace (3) to the assembled wheel assembly shown in figure 3, using (12 & 15) bolts. Assemble front brace (4) to front pole using (12 & 15) bolts also as shown in figure 3.
- 4) Assemble bottom pole (7) between the front and rear brace assemblies using (13) bolts as shown in figure 3.
- 5) Assemble the film roll bar (5) with the film roll bar with handle (6) and place in position between the brace assemblies as shown in figure 4 and figure 5.
- 6) Assemble the film dispenser platform (10) between the front and rear braces using bolts (13) as shown in figure 6.
- 7) Assemble the square bar (9) between the front and rear braces using bolts (11) as shown in figure 7.
- 8) Attach L square tubes (18) to bottom pole (7) using buckles with knobs (19) as shown in figure 8. Tighten buckles (19) to hold L square tubes to bottom of the bottom pole firmly.
- 9) Assemble the film cutter bar (8) to the square bar (9) using the adhesive on the back of the film cutter as shown in figure 9.
- 10) Load your masking film onto the film roll bar (05 & 06).
- 11) Route film through your masking film dispenser as shown in figure 10.




FIGURE 1




FIGURE 2




FIGURE 3




FIGURE 4




FIGURE 5



FIGURE 6



FIGURE 7




FIGURE 8



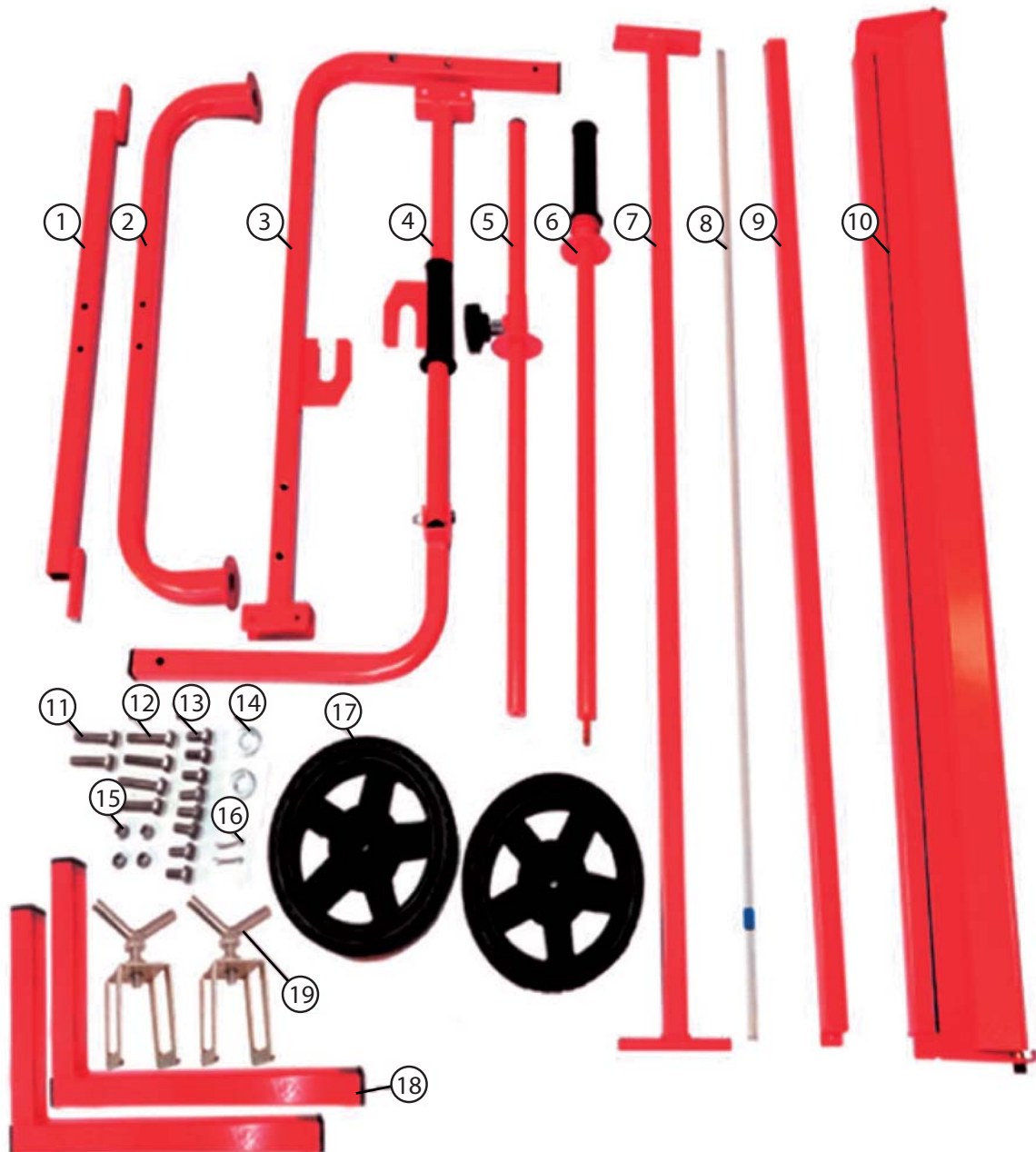
FIGURE 9



FIGURE 10

REPLACEMENT PARTS

Not all components of this product are replacement items, but are illustrated as a convenient reference for position in the assembly sequence. When ordering parts, give model number, part number and description. Call your distributor for current pricing:



ITEM#	ORDERING PART#	PART DESCRIPTION	QTY
1	PRT6558-01	AXLE POLE	1
2	PRT6558-02	FRONT POLE	1
3	PRT6558-03	FRONT BRACE	1
4	PRT6558-04	REAR BRACE	1
5	PRT6558-05	FILM ROLL BAR	1
6	PRT6558-06	FILM ROLL BAR WITH HANDLE	1
7	PRT6558-07	BOTTOM POLE	1
8	PRT6558-08	FILM CUTTER BAR	1
9	PRT6558-09	SQUARE BAR	1
10	PRT6558-10	FILM DISPENSER PLATFORM	1

ITEM#	ORDERING PART#	PART DESCRIPTION	QTY
11	PRT6558-HK	HARDWARE KIT INCLUDES 11, 12, 13, 14, 15 & 16	1
12			
13			
14			
15			
16			
17	PRT6558-17	WHEEL	2
18	PRT6558-18	L SQUARE TUBE	2
19	PRT6558-19	BUCKLE WITH KNOB	2

PRT6558-HK - HARDWARE KIT - INCLUDES ITEM #'s 11, 12, 13, 14, 15 & 16



THIS WARRANTY AND CONFIRMED RECEIPT(S) SHOULD BE RETAINED BY THE CUSTOMER AT ALL TIMES

PURCHASED FROM: _____

DATE PURCHASED: _____

INVOICE/RECEIPT NUMBER: _____

Your ATD-6558 is warranted for a period of 12 months from the original purchase date.

For a period of one (1) year from your purchase date, ATD Tools, Inc. will repair or replace (at its option) without charge, your ATD product if it was purchased new and the product has failed due to a defect in material or workmanship which you experienced during normal use of the product. This limited warranty is your exclusive remedy.

To access the benefits of this warranty, contact your supplier, or point of sale directly. You may be advised to return the product under warranty, freight prepaid, to your supplier for warranty determination.

If this ATD product is altered, abused, misused, modified, or undergoes service by an unauthorized technician, your warranty will be void. We are not responsible for damage to ornamental designs you place on this ATD product and such ornamentation should not cover any warnings or instructions or they may void the warranty. This warranty does not cover scratches, superficial dents, and other abrasions to the paint finish that occur under normal use. It also does not cover normal wear items such as but not limited to brushes, batteries, drill bits, drill chucks, pads or blades.

Subject to the law in your state:

- (1) Your sole and exclusive remedy is repair or replacement of the defective product as described above.
- (2) ATD is not liable for any incidental damages, including but not limited to, lost profits and unforeseeable consequences.
- (3) The repair and replacement of this product under the express limited warranty described above is your exclusive remedy and is provided in lieu of all other warranties, express or implied. All other warranties, including implied warranties and warranties of merchantability or fitness for a particular purpose are disclaimed and, if disclaimer is prohibited, these warranties are limited to one year from your date of purchase of this product.

Some states' laws do not allow limited durations on certain implied warranties and some states' laws do not allow limitations on incidental or consequential damages. You should consult the law in your state to determine how your rights may vary.

[Affix receipt or invoice here for safe keeping]